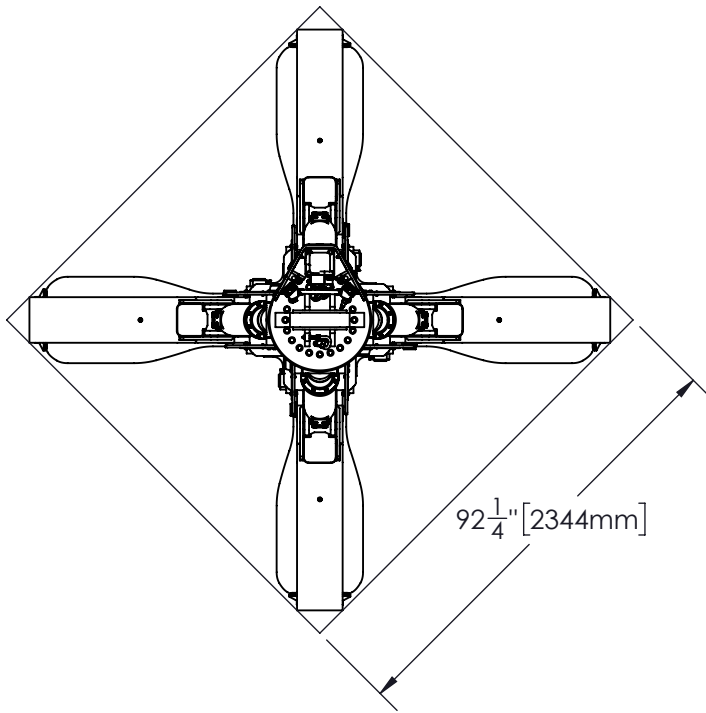


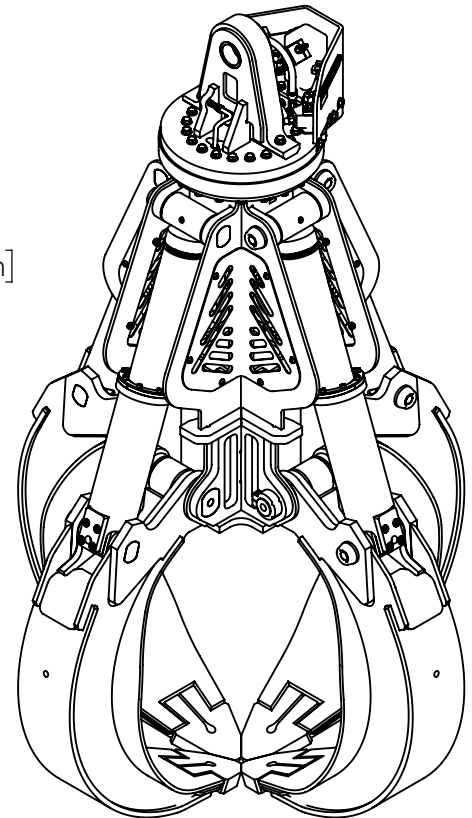
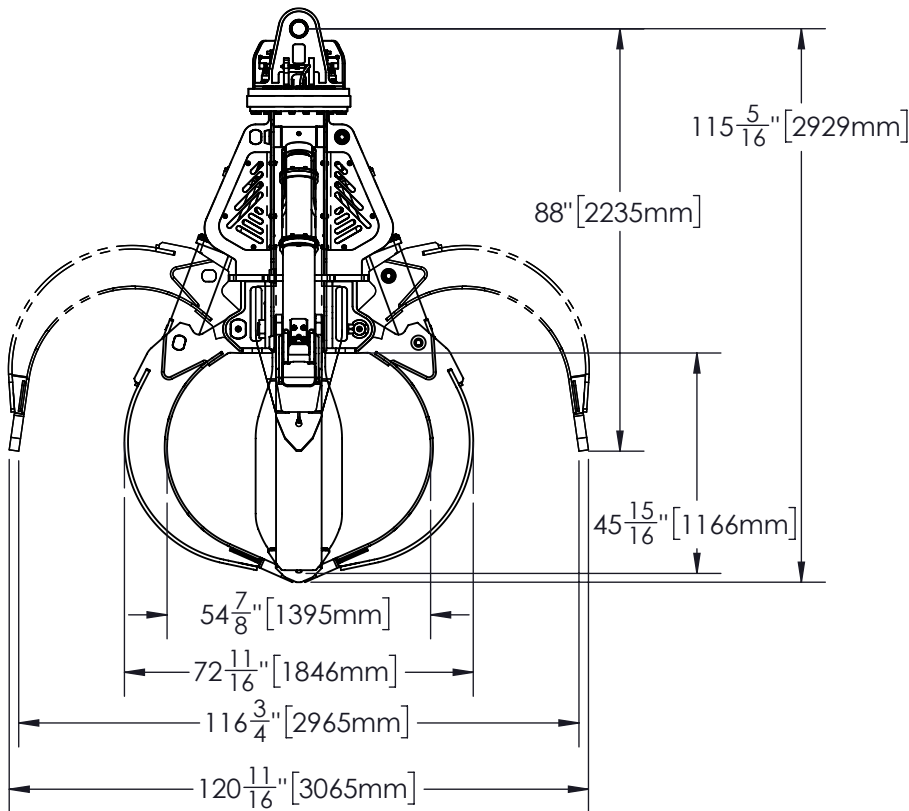


TECHNICAL SPECIFICATIONS
MODEL: B4T210-200SC
 210S, 4 TINE, 2 YD³, GRAPPLE, BN24873



2 YD³ 4 TINE 210 SERIES GRAPPLE

Open	117 "	2965.5mm
Capacity	2.00 yd ³	1.55 m ³
Cylinder Bore	3.5 "	89mm
Cylinder Max. Pressure	5000 psi	345 bar
Rotator Max. Pressure	1450 psi	100 bar
Flow (Rotate Circuit)	10 gpm	38 Lpm
Flow (Open/Close Circuit)	50 gpm	189 Lpm
Weight (with rotator)	5250 lb	2381 kg



5 Winstar Road
 Oro-Medonte, ON L0L 2L0, Canada

info@batemanmanufacturing.com
 batemanmanufacturing.com

705-487-5020

