



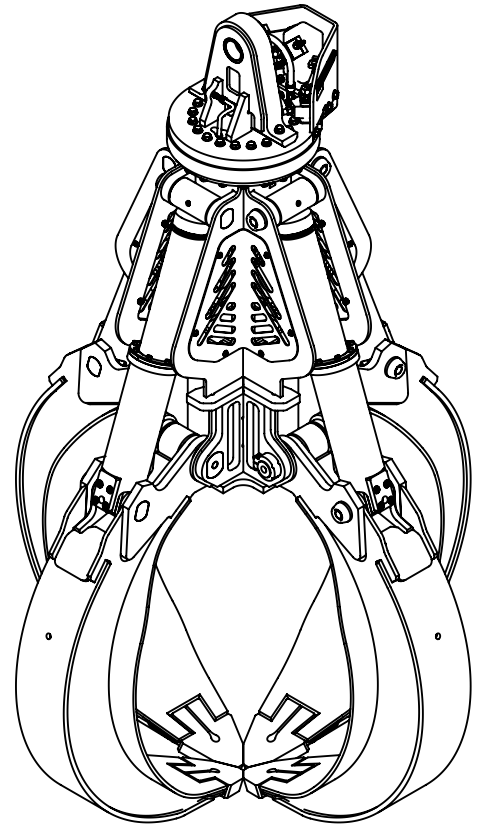
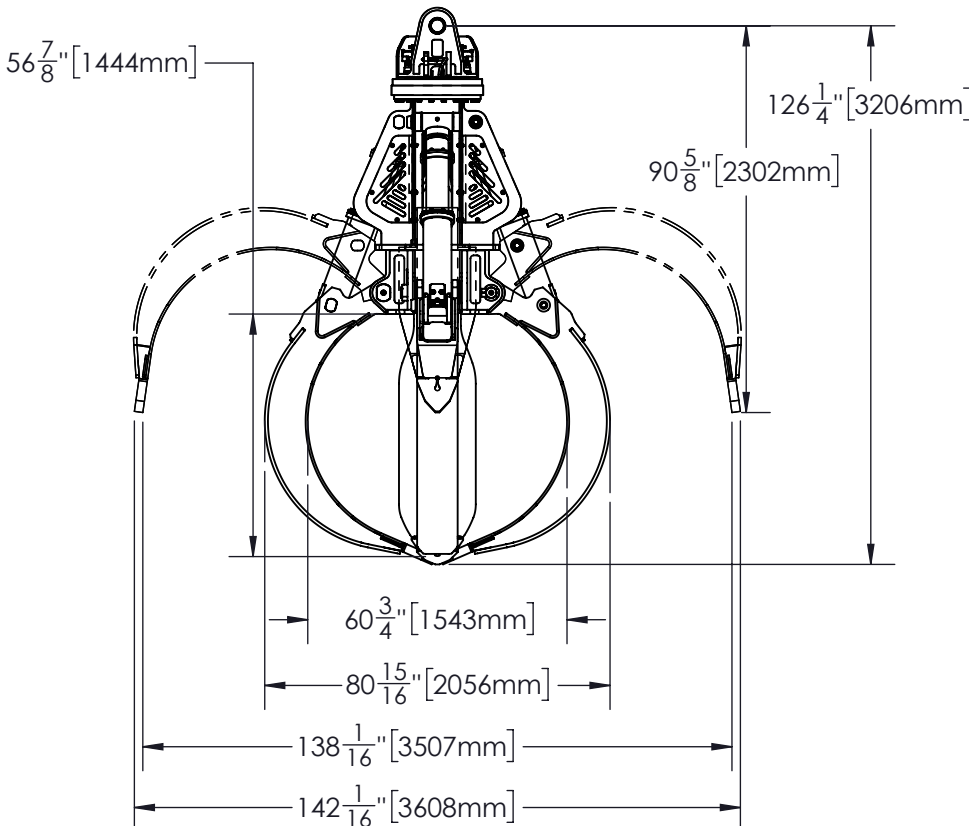
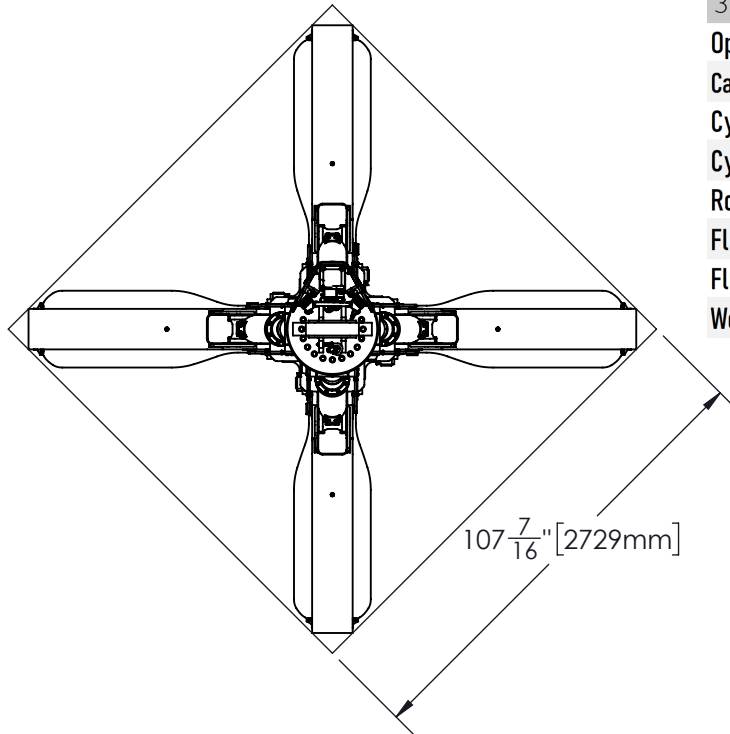
TECHNICAL SPECIFICATIONS

MODEL: B4T210-300SC

210S, 4 TINE, 3 YD<sup>3</sup>, GRAPPLE, BN25020

3 YD<sup>3</sup> 4 TINE 210 SERIES GRAPPLE

Open	138 "	3506.8mm
Capacity	3.00 yd <sup>3</sup>	2.30 m <sup>3</sup>
Cylinder Bore	3.5 "	89mm
Cylinder Max. Pressure	5000 psi	345 bar
Rotator Max. Pressure	1450 psi	100 bar
Flow (Rotate Circuit)	10 gpm	38 Lpm
Flow (Open/Close Circuit)	50 gpm	189 Lpm
Weight (with rotator)	5700 lb	2585 kg



5 Winstar Road  
Oro-Medonte, ON L0L 2L0, Canada

info@batemanmanufacturing.com  
batemanmanufacturing.com

705-487-5020

