



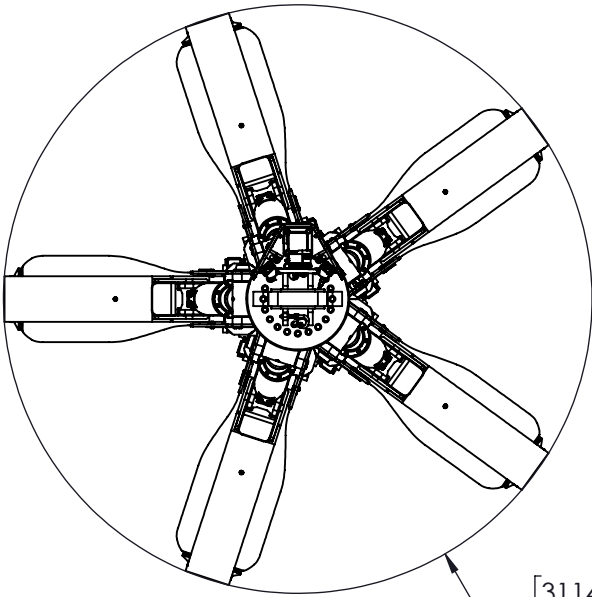
TECHNICAL SPECIFICATIONS

MODEL: B5T210-200SC

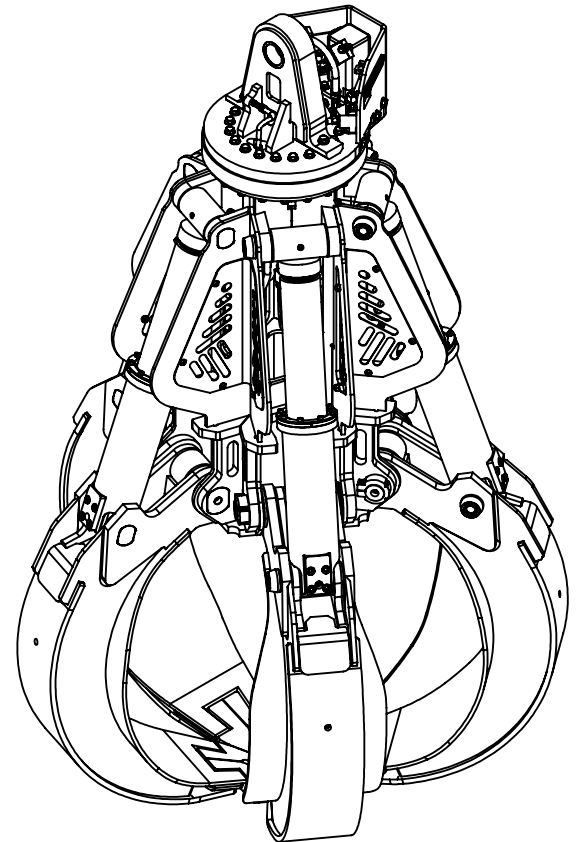
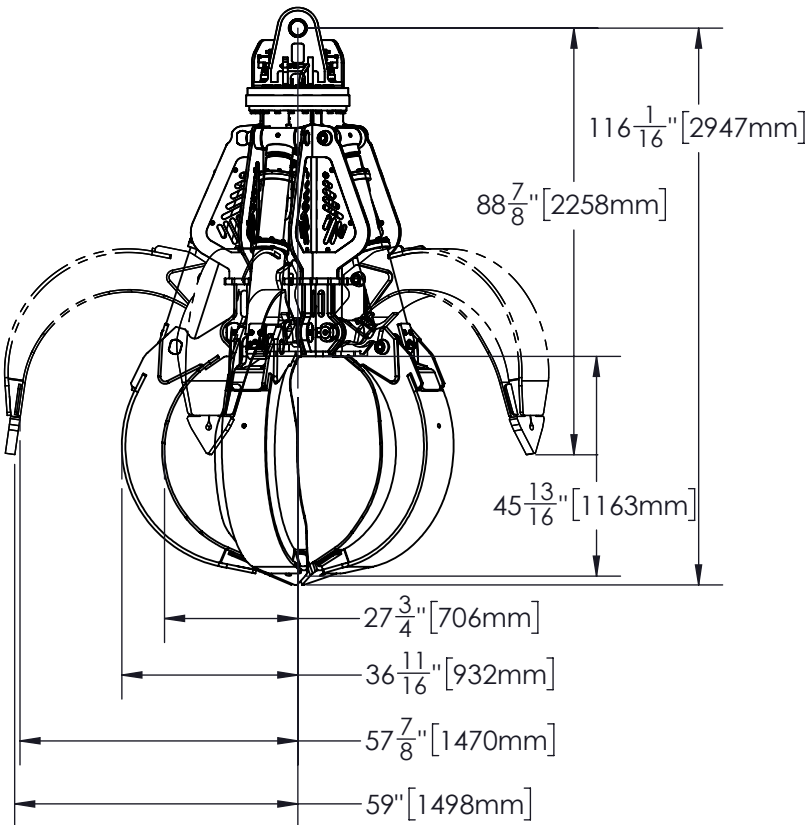
210S, 5 TINE, 2 YD³, GRAPPLE, BN25142

2 YD³ 5 TINE 210 SERIES GRAPPLE

Open	118 "	2997.2mm
Capacity	2.00 yd ³	1.55 m ³
Cylinder Bore	3.5 "	89mm
Cylinder Max. Pressure	5000 psi	345 bar
Rotator Max. Pressure	1450 psi	100 bar
Flow (Rotate Circuit)	10 gpm	38 Lpm
Flow (Open/Close Circuit)	50 gpm	189 Lpm
Weight (with rotator)	6290 lb	2853 kg



[3114mm]
 $\varnothing 122\frac{5}{8}"$



5 Winstar Road
 Oro-Medonte, ON L0L 2L0, Canada

info@batemanmanufacturing.com
 batemanmanufacturing.com

705-487-5020

