

## MODEL: BPG300-43WR-086-MR300

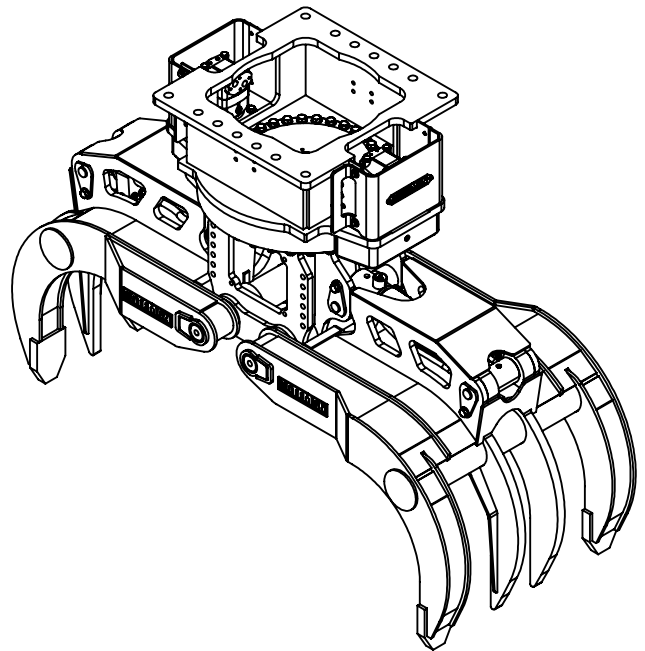
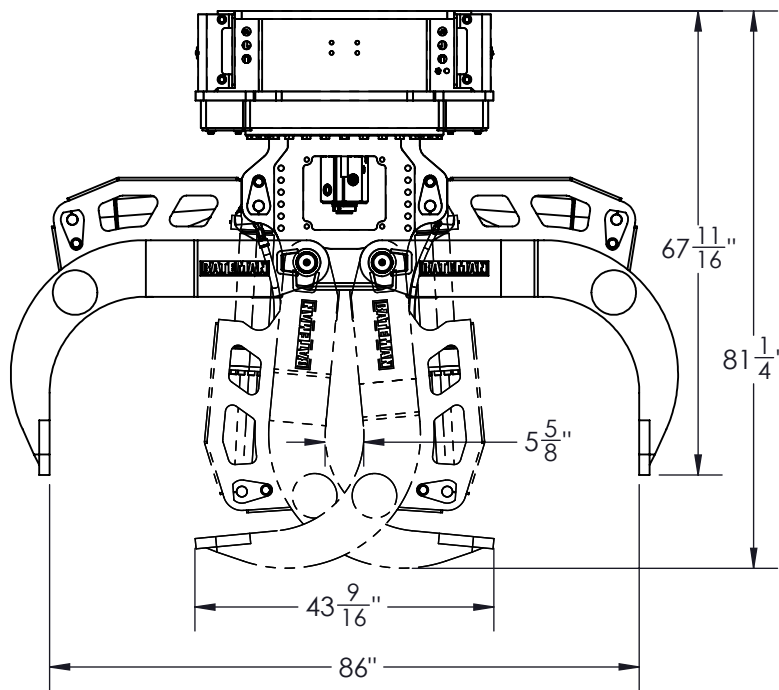
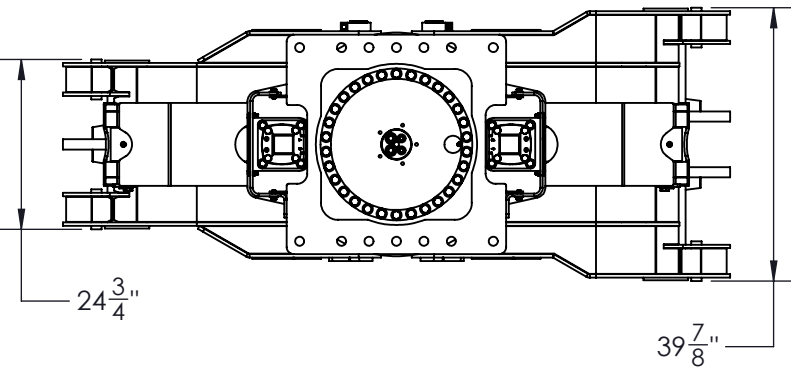
### 300 SERIES 4/3 WOODRAKE GRAPPLE, BN23765

#### 300 SERIES 4/3 WOODRAKE GRAPPLE

Open	86"	2184 mm
Area tip to tip	6.6 ft <sup>2</sup>	0.61 m <sup>2</sup>
Cylinder Bore	4"	102 mm
Lock valve on Cylinder	Included	
Cylinder Max. Pressure	5000 psi	345 bar
Weight (grapple only)	3380 lb	1533 kg

#### 300 SERIES MANIPULATING ROTATOR

Rotation	Unlimited	
Lifting capacity	200,000 lb	90718 kg
Max pressure	3000 psi	207 bar
Max torque	229705 lb-in	25953.2 Nm
Rotator flow	33 gpm	125 L/min
Rotation speed	15 rpm	
Weight	1500 lb	680 kg



#### 555S GRAPPLE SAW OPTION

Motor size	0.61/1.16 in <sup>3</sup>	10/19 cc
Required pressure	3500 psi	241 bar
Required flow	30/42 gpm	114/159 Lpm
Saw bar length	35/39 in	889/991 mm
Weight	375 lb	170 kg

#### 650S GRAPPLE SAW OPTION

Motor size	2.44 in <sup>3</sup>	40 cc
Required pressure	3100 psi	214 bar
Required flow	55 gpm	208 Lpm
Saw bar length	39/45 in	991/1143 mm
Weight	584 lb	265 kg

BATEMAN MANUFACTURING  
5 WINSTAR ROAD  
ORO-MEDONTE, ONTARIO  
L0L 2L0, CANADA

WWW.BATEMANMANUFACTURING.COM  
MAIL@BATEMANMANUFACTURING.COM  
PHONE: (705) 487-5020  
FAX: (705) 487-5290

BATEMAN  
A GRYB COMPANY